MALLA REDDY COLLEGE OF ENGINEERING &TECHNOLOGY

(Autonomous Institution – UGC, Govt. of India)

Sponsored by CMR Educational Society

(Affiliated to JNTU, Hyderabad, Approved by AICTE - Accredited by NBA & NAAC - „A" Grade - ISO 9001:2015 Certified) Maisammaguda, Dhulapally (Post Via Hakimpet), Secunderabad - 500100, Telangana State, India. Contact Number: 040-23792146/64634237, E-Mail ID: mrcet2004@gmail.com, website: www.mrcet.ac.in

DEPARTMENT OF COMPUTER SCIENCE AND ENGINEERING

II B.TECH I SEMESTER

INNOVATIVE CLASSROOM TEACHING

2023-24

LIST OF ACTIVITIES

S.No	NAME OF THE ACTIVITY
1	QUIZ
2	CODE CORRECTION
3	JUST A MINUTE
4	FASTEST FINGER TIPS
5	JIGSAW
6	DESIGN-THINKING
7	MIND MAPPING
8	ROLE PLAY

MRCET CAMPUS

Department of Computer Science and Engineering

Name of the Activity : Quiz

Academic Year : 2023-2024

Topic : C Language

Quiz is an activity which is taken by all the students in a lab.It is conducted online through an application and it enables the students to explore their technical abilities and prepare them for future. The activity is taken by all the students and is monitored, recorded. Also, student performance is evaluated. The students are made to take online quiz all at one time. They need to answer 30 questions and after answering each question as they submit answer, immediately the answer is verified and evaluated. Then the student moves to answer next question. At the end of quiz, all the students evaluation report is generated by the application which includes details such as the accuracy of students in answering questions, no. of students and their scores. Other details such as the no of questions each student has attempted and how many were correct are also recorded.

Objectives:

1. To assess the understanding levels of the students.
2. To promote e-learning and make learning easier and interesting.
3. To help students understand their weakness.
4. To help students engage in various means to inculcate interest in subject.

Details of Activity:

Sl.No	Class	Section	Faculty	Date
1	II/I	A	T.Padmaja	30/08/23
2	II/I	B	N.Bharathi	01/09/23
3	II/I	C	T.Padmaja	28/08/23
4	II/I	D	D.Radha	30/08/23

Questions for quiz in C programming language

1. What will be the output of the following code snippet?

```
#include <stdio.h>
int main()
{
int a = 3, b = 5;
int t = a;
a = b;
b = t;
printf("%d %d", a, b);
return 0;
}
```

2. How is an array initialized in C language?

3. What is the output of the following code snippet?

```
#include <stdio.h>
int main()
{
int a[] = {1, 2, 3, 4};
int sum = 0;
for(int i = 0; i < 4; i++)
{
sum += a[i];
}
printf("%d", sum);
return 0;
}
```

4. How is the 3rd element in an array accessed based on pointer notation?
5. How are String represented in memory in C?

6. What will be the value of x in the following code snippet?

```
#include <stdio.h>
void solve()
{
```

```
int x = printf("Hello");
printf(" %d", x);
}
int main()
{
solve();
return 0;
}
```

7. What does the following declaration indicate?

int x: 8;

8. A_____ is a variable that can hold the memory address of another variable.
9. What is the size of the int data type (in bytes) in C?
10. The_____ function is used to concatenate one string to the end of another string.
11. How to declare a double-pointer in C?
12. What is the return type of the fopen() function in C?
13. Which of the following is not a storage class specifier in C?
14. A_____ is a group of data elements that may have different data types.
15. Which data structure is used to handle recursion in C?
16. Which of the following is not a valid C variable name?
17. What is the result of logical or relational expression in C?
18. Which of the following are C preprocessors?
19. Founder of C language is _____
20. scanf() is a predefined function in_____header file
21. scanf() is a predefined function in_____header file
22. What is the output of this statement "printf("%d", (a++))"?
23. When a function calls itself again and again, it is called_____
24. Study the following program:

```
main()
{
  int a = 1, b = 2, c = 3:
  printf("%d", a + = (a + = 3, 5, a))
}
```

What will be the output of this program?

25. How many characters can a string hold when declared as follows?

char name[20]:

26. How many times will the following loop execute?

for(j = 1; j <= 10; j = j-1)

27. Which one of the following is a loop construct that will always be executed once?

for

while

switch

do while

28. An array is a collection of_____ data elements

29. Why is a macro used in place of a function?

30. What is required in each C program?


ONLINE QUIZ

Evaluation Reports of Quiz

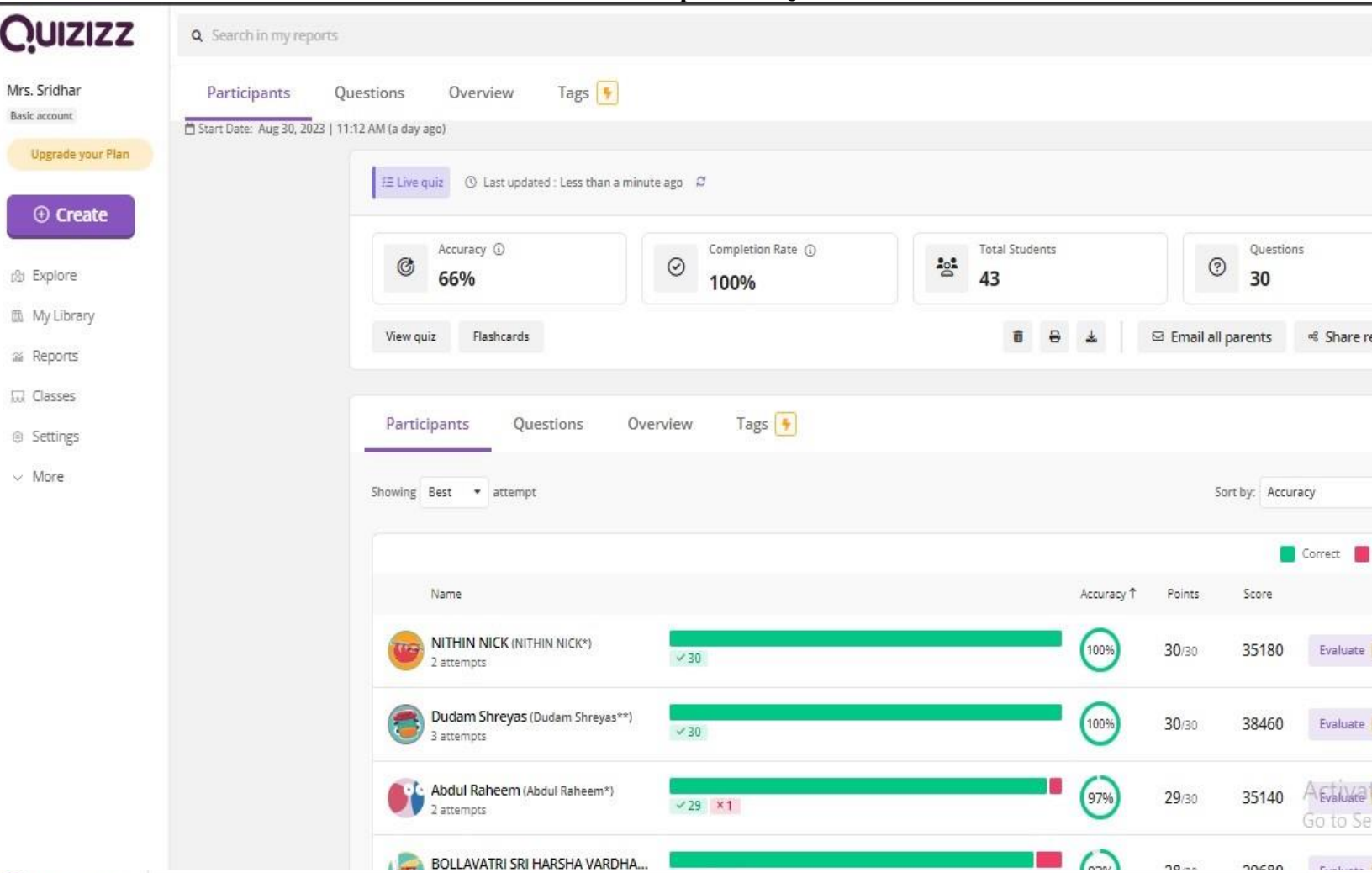

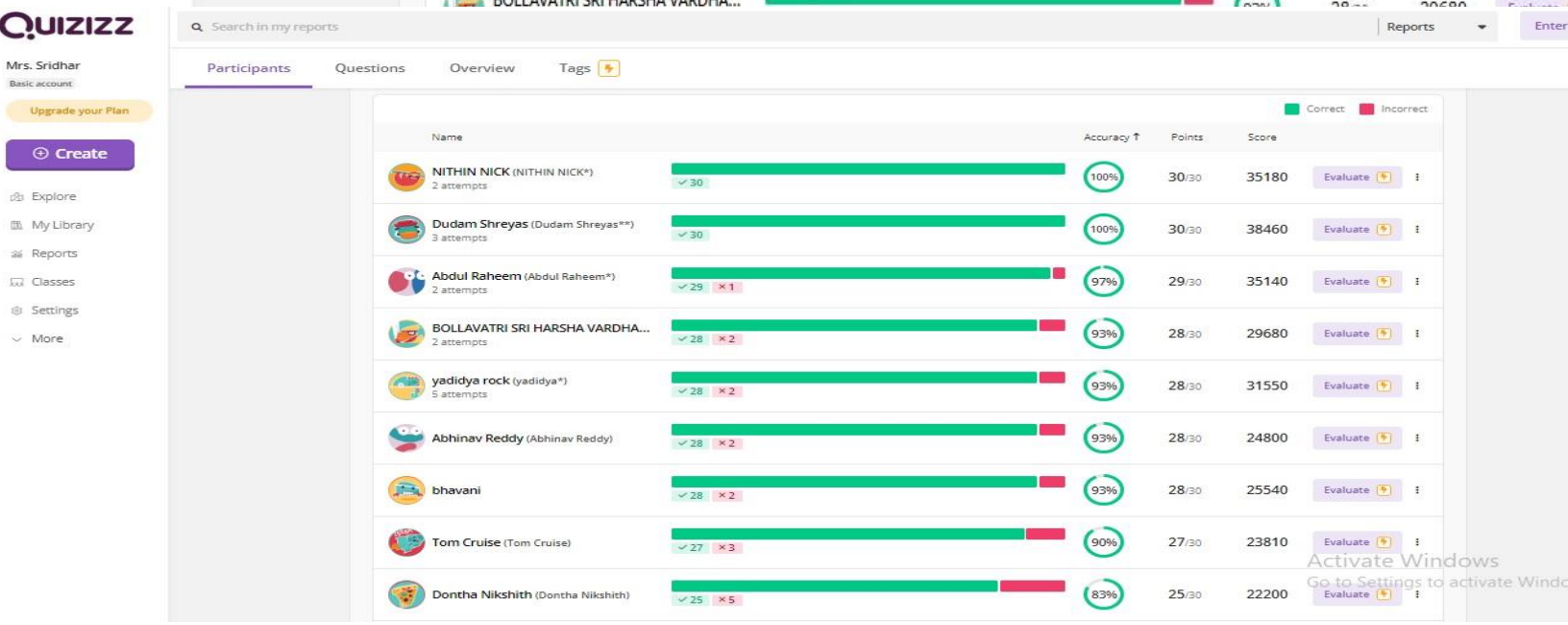

Quizizz

Mrs. Sridhar
Basic account

Upgrade your Plan

Create

Explore
My Library
Reports
Classes
Settings
More

Search in my reports

Reports

trial

Completed

Start Date: Sep 01, 2023 | 11:07 AM (7 days ago)

Live Dashboard

Live quiz | Last updated : Less than a minute ago

Accuracy	Completion Rate	Total Students	Questions
71%	100%	47	30

View quiz | Flashcards | Email all parents | Share report

Participants | Questions | Overview | Tags

Showing Best attempt

Sort by: Accuracy

Correct | Incorrect | Unattempted

Name	Accuracy	Points	Score	
TECH ROC (TECH ROC*) 2 attempts	✓29 ×1	97%	29/30	32220	Evaluate
Jayaramchintu Karne (Jayaramchint... 2 attempts	✓29 ×1	97%	29/30	31640	Evaluate
G samhitha (G samhitha*) 2 attempts	✓28 ×2	93%	28/30	28410	Evaluate
Jagan Karnati (Jagan Karnati*)		93%	28/30	29030	Evaluate

Activate Windows
Go to Settings to activate Wi

Type here to search

ENG

Google Account | Inbox (10,649) - padmaja2402@ | My Reports - Quizizz

quizizz.com/admin/reports/64f1783f1df67e001dc5ab77/players

Quizizz

Mrs. Sridhar
Basic account

Upgrade your Plan

Create

Explore
My Library
Reports
Classes
Settings
More

Search in my reports

Reports

Participants | Questions | Overview | Tags

mr noob (mr noob*) 2 attempts	✓19 ×7 !4	63%	19/30	15180	Evaluate
G Prasuna (G Prasuna)	✓19 ×11	63%	19/30	16660	Evaluate
Jaya Sree (Jaya Sree)	✓18 ×12	60%	18/30	14310	Evaluate
naveena	✓18 ×12	60%	18/30	12680	Evaluate
Hasini Madduri (Hasini Madduri)	✓18 ×12	60%	18/30	14300	Evaluate
kalyan m (M Kalyan)	✓17 ×13	57%	17/30	13950	Evaluate
Ayyan Reddy (Ayyan Reddy)	✓16 ×14	53%	16/30	14755	Evaluate
Varun Teja (Varun Teja) 2 attempts	✓15 ×15	50%	15/30	13190	Evaluate
Swetcha kalluri (Swetcha kalluri)	✓15 ×15	50%	15/30	11460	Evaluate
Kammari Swathi (Kammari Swathi)	✓15 ×15	50%	15/30	9850	Evaluate

Activate Windows
Go to Settings to activate Wi

QUIZIZZ

Mrs. Sridhar
Basic account

Upgrade your Plan

Create

Explore
My Library
Reports
Classes
Settings
More

Search in my reports

Reports

Enter

Participants | Questions | Overview | Tags

Start Date: Aug 28, 2023 | 11:37 AM (3 days ago)

Live quiz | Last updated : Less than a minute ago

Accuracy	Completion Rate	Total Students	Questions
83%	99%	32	30

View quiz | Flashcards | Email all parents | Share report

Participants | Questions | Overview | Tags

Showing Best attempt

Sort by: Accuracy

Correct | Incorrect | Unattempted

Name	Accuracy	Points	Score	
Shravan Potla (Shravan Potla) 2 attempts	100%	30/30	34390	Evaluate
N.SIRISHA(F0)	100%	30/30	31080	Evaluate
Shiva Smaran (Shiva Smaran)	100%	30/30	37655	Evaluate
Thrisha Pyla (Thrisha (22N31A05K0))	100%	30/30	34380	Evaluate

Activate Windows
Go to Settings to activate Windo

QUIZIZZ

Mrs. Sridhar
Basic account

Upgrade your Plan

Create

Explore
My Library
Reports
Classes
Settings
More

Search in my reports

Reports

Enter

Participants | Questions | Overview | Tags

Correct | Incorrect | Unattempted

Name	Accuracy	Points	Score	
Shravan Potla (Shravan Potla) 2 attempts	100%	30/30	34390	Evaluate
N.SIRISHA(F0)	100%	30/30	31080	Evaluate
Shiva Smaran (Shiva Smaran)	100%	30/30	37655	Evaluate
Thrisha Pyla (Thrisha (22N31A05K0))	100%	30/30	34380	Evaluate
Matta Hrusheekendar Reddy (Matt... 2 attempts	100%	30/30	32550	Evaluate
Puthin kumar 22N31A05K1 (Puthin ...	100%	30/30	26520	Evaluate
Sai Vamshi (Sai Vamshi)	100%	30/30	32190	Evaluate
Putta Uday (22N31A05J8)	100%	30/30	28860	Evaluate
manoj varma 22N31A05H3 (manoj ...	100%	30/30	31630	Evaluate

Activate Windows
Go to Settings to activate Windo

QUIZIZZ

Mrs. Sridhar
Basic account

Upgrade your Plan

Create

Explore
My Library
Reports
Classes
Settings
More

Search in my reports | Reports | Enter code

trial • Completed

Start Date: Aug 30, 2023 | 01:58 PM (a day ago)

Live Dashboard | Assign home

Live quiz | Last updated : 2 minutes ago

Accuracy	Completion Rate	Total Students	Questions
64%	92%	43	30

View quiz | Flashcards | Email all parents | Share report

Participants | Questions | Overview | Tags

Showing Best attempt | Sort by: Accuracy

Correct | Incorrect | Unattempted

Name	Accuracy	Points	Score	
Fareeda Shaik (Fareeda Shaik) ✓30	100%	30/30	34420	Evaluate
Shazia parveen (Shazia parveen) ✓30	100%	30/30	34470	Evaluate
Rohit Chaudhary (Rohit Chaudhary*) 3 attempts ✓30	100%	30/30	33970	Evaluate
nanda kishore ✓30	100%	30/30	40665	Evaluate

Activate Windows
Go to Settings to activate Windows

QUIZIZZ

Mrs. Sridhar
Basic account

Upgrade your Plan

Create

Explore
My Library
Reports
Classes
Settings
More

Search in my reports | Reports | Enter code

Participants | Questions | Overview | Tags

Shazia parveen (Shazia parveen)	✓30	100%	30/30	34470	Evaluate
Rohit Chaudhary (Rohit Chaudhary*) 3 attempts	✓30	100%	30/30	33970	Evaluate
nanda kishore	✓30	100%	30/30	40665	Evaluate
prathymna	✓29 ×1	97%	29/30	33770	Evaluate
Rohan Kum,ar Singh (Rohan Kum,ar ... 2 attempts	✓29 ×1	97%	29/30	30360	Evaluate
praveen yadav	✓29 ×1	97%	29/30	33160	Evaluate
sudigoni sushanth	✓29 ×1	97%	29/30	38495	Evaluate
Siva Thunuguntla (Siva Thunuguntla*) 2 attempts	✓28 ×2	93%	28/30	33560	Evaluate
aditya naidu	✓28 ×2	93%	28/30	28460	Evaluate
Niharika Tonta (Niharika Tonta)	✓27 ×3	90%	27/30	26420	Evaluate

Activate Windows
Go to Settings to activate Windows.

MRCET CAMPUS

Department of Computer Science and Engineering

Name of the Activity : Code correction

Academic Year : 2023-2024

Topic : Python

Code correction is an activity where in the students are given code snippets with errors(synactic, semantic or runtime). During the activity students identify the error and debug them to retrieve specified output. Each student takes equal participation in the class activity. The activity is used to assess the student's understanding of the subject. It helps in assessing students to what extent they can identify bugs as bugs can make code yield unexpected and wrong results.

Objectives:

1. Enable students to learn python better in an easier way.
2. Enable students to write better code.
3. Enable students to learn debugging and error correction .
4. Enable students to learn how to test a code and generate test case.
5. Enable students to learn how to reduce code complexity and write code efficiently.

Details of Activity:

Sl.No	Class	Section	Faculty	Date
1	II/I	A	Ms.Saritha	16/09/23
2	II/I	B	Mr.HimaKiran	16/09/23
3	II/I	C	Ms.Saritha	16/09/23
4	II/I	D	Mr.Rajesh	15/09/23

B.TECH **II YEAR**

CODE CORRECTION QUESTIONS

1.Check or analyze the below code and specify the error and correct the code to get the
Sum of the 2 variables x and y

```
x = "10"
y = 5
z = x + y
print(z)
```

2. The below example should calculate the average of the two numbers when the user input the numbers, mention if there is any error if not correct the code to print the average properly.

```
x = float(input('Enter a number: '))
y = float(input('Enter a number: '))
z = x+y/2
print('The average of the two numbers you have entered is:’z)
```

3. The below code is to print the string in reverse order and correct the code to print the given string in reverse.

```
my_string = "Hello, world!"
my_string.reverse( )
```

Error:

AttributeError: 'str' object has no attribute 'reverse'

Solution :

```
my_string = "Hello, world!"
reversed_string = my_string[::-1]
print(reversed_string)
```

4.The below code is to calculate the factorial of a number correct the code to get the correct result.

```
def calculate_factorial(n):
    result = 1
   for i in range(1, n):
        result = result * i
    return result

print(calculate_factorial(5))
```

5. The below code is used to find out and print the sum of all the digits of a given number using recursive function Check whether it is printing correct result or not and if not correct the code to get correct results.

```
def sumDigits(num):
  if num == 0:
    return 0
  else:
    return num * 10 + sumDigits(int(num / 10))

# main code
x = 1567
print("Number: ", x)
print("Sum of digits: ", sumDigits(x))
```

6.The below code is used to find out and print the no of notes required to make the denomination for amount in the form of notes Correct the code in such a way that it has to print the no of notes and coins required to find that amount to display the denomination correctly .

```
notes = (2000,500,200,100,50,20,10,5,2,1)

amount = int(input("Enter Amount to be paid : "))

for C in notes:
    count = amount / C
print("Note Value : ", C,'\tnumber of notes ',count)
    amount = amount%C
```

Amount entered value is 542 it has to print the below output

```
Enter Amount to be paid : 542
Note Value :  2000      number of notes  0
Note Value :  500       number of notes  1
Note Value :  200       number of notes  0
Note Value :  100       number of notes  0
Note Value :  50        number of notes  0
Note Value :  20        number of notes  2
Note Value :  10        number of notes  0
Note Value :  5         number of notes  0
Note Value :  2         number of notes  1
Note Value :  1         number of notes  0
```

7.check the below code and correct the code to print the values of a and b correctly to assign each key value pair to a and b.

```
a, b = {"key1": 1, "key2": 2}
```

```
print(a,b)
```

8. The below code prints the specified below output if it is executed

```
for i in range(1,6):
    for j in range(i):
        print(i, end=" ")
    print()
```

Output:

```
1
2 2
3 3 3
4 4 4 4
5 5 5 5 5
```

To print the below out put which line needed to changed to print the below output:

```
1
1 2
1 2 3
1 2 3 4
1 2 3 4 5
```

9.Analyze the below code and specify what will be the output of the below code.

```
def outer():
    message = 'local'

    # nested function
    def inner():

        # declare nonlocal variable
        nonlocal message

        message = 'nonlocal'
        print("inner:", message)
    inner()
    print("outer:", message)
outer()
```

10.Analyze the code and specify what is the output of the code it will prints and justify why it is giving output

```
s1="ram"
s2="ram"
s3="Ram"
if s1==s2:
print("equal")
if s1==s3:
 print("Equal")
else:
 print("Not Equal")
```

11. Print AST, SR and GITA by using the following code.

```
String = 'ASTRING'
 s1 = slice(3)
s2 = slice(2, 4, 1)
s3 = slice(-1, -10, -1)
 print("String slicing")
print(String[s1])
print(String[s2])
print(String[s3])
```

12. Print GEE by using the following code

```
String = 'GEEKSFORGEEKS'
print(String[::1])
```

13. Print SEGOSE using the following code

```
String = 'GEEKSFORGEEKS'
 print(String[-1:-1:-4])
```

14. Code to find the sum of squares of each element of the list using for loop

```
numbers = [3, 5, 23, 6, 5, 1, 2, 9, 8]
    sum_ = 0
  for num in numbers:
   sum_ = sum+ num
  print("The sum of squares is: ", sum_)
```

15. Print the output in the following format [3, 5, 6, 8, 4, 5, 7, 8, 10, 6]

```
my_list = [3, 5, 6, 8, 4]
for iter_var in range( len[ my_list ] ):
    my_list.append(my_list[iter_var])
print( my_list )
```

16. Print the output in the following format

Marks of Itika are: 90

Marks of Parker are: There is no student of name Parker in the records

```
student_name_1 = 'Itika'
student_name_2 = 'Parker'
records = {'Itika', 'Arshia', 'Peter'}
def marks( student_name ):
    for student in record:
        if a_student == student_name:
            return records[ a_student ]
            break
    else:
        return f'There is no student of name {student_name} in the records'
         print( f"Marks of {student_name_1} are: ", marks( student_name_1 )
)
print( f"Marks of {student_name_2} are: ", marks( student_name_2 ) )
```

17. Write a python code to print the output as below

Empty tuple: ()

Tuple with integers: (4, 6, 8, 10, 12, 14)

Tuple with different data types: (4, 'Python', 9.3)

A nested tuple: ('Python', {4: 5, 6: 2, 8: 2}, (5, 3, 5, 6))

```
empty_tuple = []
print("Empty tuple: ", empty_tuple)
int_tuple = (4, 6, 8, 10, 12, 14)
print("Tuple with integers: ")
mixed_tuple = (4, "Python", 9.3)
print("Tuple with different data types: ", mixed_tuple)
nested_tuple = ("Python", {4: 5, 6: 2, 8:2}, (5, 3, 5, 6))
print("A nested tuple: ")
```

18. Write a python code to print the output as below

```
(4, 5.7, 'Tuples', ['Python', 'Tuples'])
<class 'tuple'>
<class 'TypeError'>
tuple_ = 4, 5.7, "Tuples", ["Python", "Tuples"]
print(tuple_)
print(type(tuple_) )
try:
    tuple() = 4.2
except:
    print[TypeError]
```

19. Print 1 to 10 using while loop

```
i=1
while i<10:
print(i, end)
i+=1
```

20. Print the numbers divisible by either 5 or 7 within 1 to 50 using a while loop.

```
i=1
while i<50:
if i/5 == 0 or i/7==0 :
print(i, end=)
i+=1
```

21. Find error in the following code(if any) and correct code by rewriting code and underline the correction;-

```
x= int("Enter value of
 x:")
for in range [0,10]:
 if x=y print( x + y)
else: print( x-y)
```

22. Rewrite the following program after finding and correcting syntactical errors andunderlining it.

```
a, b = 0
if (a = b)
a +b = c
print( z)
```

23. Rewrite the following code in python after removing all syntax error(s).

Underline each correction done in the code.

```
250 = Number
WHILE Number<=1000:
        if
         Number=>750
         print (Number)
        Number=Number+100
    else
        print( Number*2)
Number=Number+50
```

24. Rewrite the following code in python after removing all syntax error(s). Underline each correction done in the code.

```
Val = int(rawinput("Value:"))
Adder = 0
for C in range(1,Val,3)
        Adder+=C
        if
        C%2=0:
                Print (C*10)
Else: print

print (C*)
```

25. Rewrite the following code in python after removing all syntax error(s). Underline each correction done in the code.

```
25=Val
        for I in the
         range(0,Val)if
         I%2==0:
                print( I+1)
        Else:
                print (I-1).
```

Rewrite the following code in python after removing all syntax error(s). Underline each correction done in the code.

```
        STRING=""WELCOME NOTE""
        for S in range[0,8]:
        print (STRING(S))
```

26. Rewrite the following code in python after removing all syntax error(s). Underline each correction done in the code.

```
a=int{input("ENTER FIRST NUMBER")}
b=int(input("ENTER SECOND
NUMBER"))
c=int(input("ENTER THIRD NUMBER"))
if a>b and a>c
 print("A IS GREATER")
if b>a and b>c:
Print(" B IS GREATER")
if c>a  and c>b:
    print(C IS GREATER)
```

27. Rewrite the following code in python after removing all syntax error(s).

Underline each correction done in the code.

```
i==1
a=int(input("ENTER FIRST NUMBER"))
    FOR i in range[1,
     11]; print(a,"*=", i
     ,"=",a * i)
```

28. Rewrite the following code in python after removing all syntax error(s). Underline each correction done in the code.

```
a=”1”
while a>=10:
        print("Value of a=",a)
         a=+1
```

29. Rewrite the following code in python after removing all syntax error(s). Underline each correction done in the code.

```
Num=int(rawinput("Number:"))
sum=0
for i in range(10,Num,3)
Sum+=1
if i%2=0:
    print(i*2)Else:
print(i*3 print Sum)
```

30. Rewrite the following code in python after removing all syntax error(s). Underline each correction done in the code.

```
weather='raining' if
weather='sunny':
print("wear sunblock")elif
weather='snow':
        print("going skiing")
else:
        print(weather)
```

CODE CORRECTION



HF62+47X, Maisammaguda, Dulapally, Hyderabad,

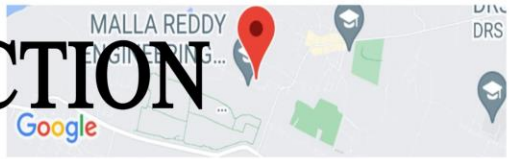

HF62+47X, Maisammaguda, Dulapally, Hyderabad, Telangana 500043, India





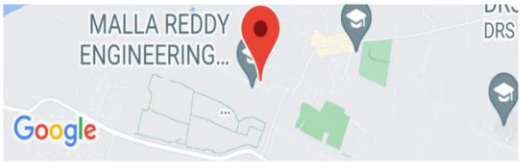

HF62+47X, Maisammaguda, Dulapally, Hyderabad, Telangana 500043, India

09/16/2023 02:07:26 pm

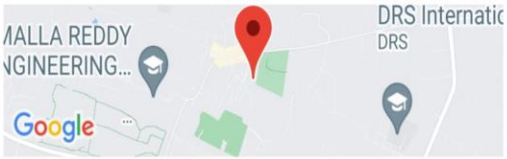

HF64+65M, Maisammaguda, Dulapally, Hyderabad, Telangana 500043, India





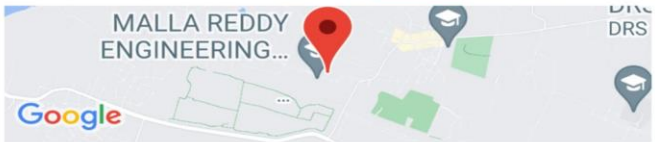

HF62+47X, Maisammaguda, Dulapally, Hyderabad, Telangana 500043, India

09/16/2023 02:07:08 pm


B.TECH
II YEAR
CODE CORRECTION QUESTIONS

II C


B.TECH
II YEAR
CODE CORRECTION QUESTIONS

Save

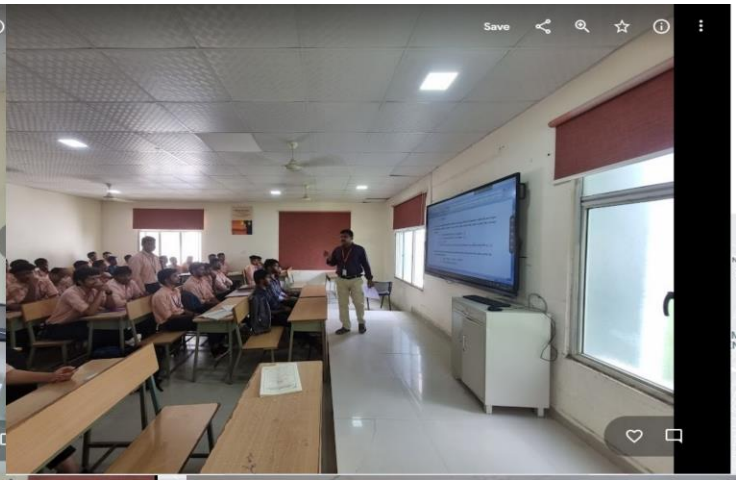
Save

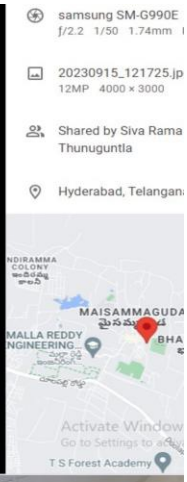
samsung SM-G990E
f/2.2 1/50 1.74mm
20230915_121725.jp
12MP 4000 × 3000
Shared by Siva Rama
Thunuguntla
Hyderabad, Telangan
MAISAMMAGUDA
MALLA REDDY
ENGINEERING...
Activate Window
T S Forest Academy


B.TECH
(PYTHON)
II YEAR Sem-I
CODE CORRECTION QUESTIONS